




MY FAMILY 我的家人

“Family” is an important concept in China. After learning the different numbers in Chinese last week, we’ll now be learning how to say the different members of your family in Chinese. Click on the picture to learn how it sounds in Chinese. The bar on the top of the letter represents a different tone. Chinese is a tonal language and there are 4 different tones. This helps differentiate meaning of the word.

	<p>爸爸</p> <p>bà ba</p> <p>father</p>		<p>妈妈</p> <p>mā ma</p> <p>mother</p>
	<p>哥哥</p> <p>gē ge</p> <p>older brother</p>		<p>姐姐</p> <p>jiě jie</p> <p>older sister</p>
	<p>弟弟</p> <p>dì di</p> <p>younger brother</p>		<p>妹妹</p> <p>mèi mei</p> <p>younger sister</p>



FUN FAMILY GAME



Print out this page and ask your family to join you in playing the game.

Roll the dice and move the corresponding number of squares. If you land on a square with a Chinese word say the word in Chinese and its English meaning. If you land on a square with a picture you must say the word in Chinese and English. If you land on a square with pinyin (the photonic way of saying a Chinese character) say its meaning in English. Remember to say the correct word the first time in order to stay where you land. If you get it wrong, you must go back to the START again. HAVE FUN & ENJOY!

	爸爸	gēge		姐姐
				弟弟
妹妹		bàba		mèimei
dìdi				
	妈妈	哥哥		māma
	爸爸	jiě jie	妈妈	

